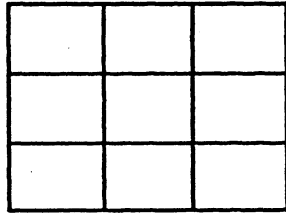


SUNSHINE MATH - 4
Jupiter, XVI

Name: _____
(This shows my own thinking.)

- ★★ 1. Shade part of the diagram below to show $\frac{1}{3}$ of $\frac{1}{3}$ of the whole rectangle.



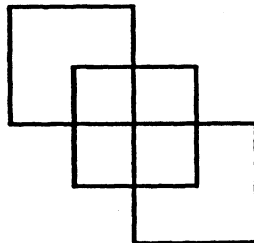
- ★★★★ 2. The table below lists mid-season baseball won-loss records for the Central division of the National League. Answer the questions based on the information provided in the table.

CENTRAL	W	L	TOTAL GAMES
St. Louis	31	40	
Cincinnati	43	25	
Houston	38	31	
Chicago	37	33	
Pittsburgh	30	37	

- Fill in the total games column on the table for each team.
- Which team has the highest winning percentage? _____
- Which team has the lowest winning percentage? _____
- What is the average number of games played per team? _____



- ★ 3. How many squares?

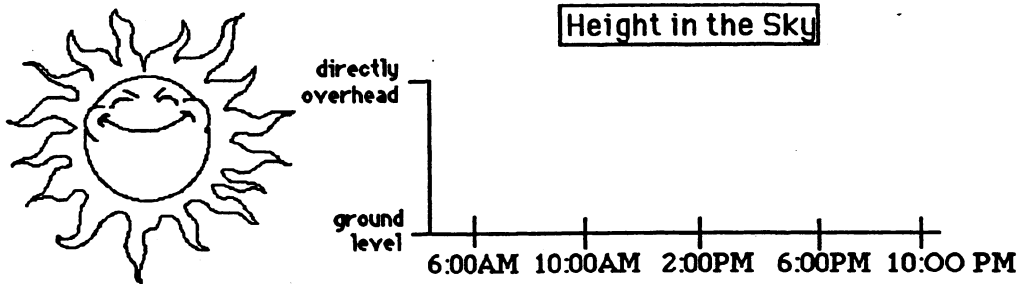


Answer: _____ squares

- ★★★ 4. The Fashion Store is having a Spring sale. The dresses are $\frac{1}{2}$ off and the shoes are $\frac{1}{4}$ off the regular price. Sandy buys a dress that was regularly priced at \$94.50 and shoes to go with the dress that were regularly priced \$29.96. What was the total amount she spent on just these two items?

Answer: _____

- ★★ 5. Make a line graph to show the approximate position of the sun during a sunny summer day. The sun rises at 6:00 AM and sets at 9:00 PM.



- ★★ 6. Ken is about to eat a bag of M&M's on the 4th of July. The number of each color M&M is listed in the table below. Answer the questions.

green	11
red	8
yellow	13
tan	7
brown	10
blue	5

- a. If Ken picks the first M&M out of the bag without looking, what is the chance he will pick a brown one to match his eyes? _____
- b. What is the chance his first one will match a color in the American flag? _____
- ★★ 7. Mike needs to buy 4 packages of pencils at 89¢ each, 2 packages of paper at \$1.19 each, and an eraser package for 95¢. He has \$10.00. Estimate to the nearest dollar how much money he will have left.



Answer: _____