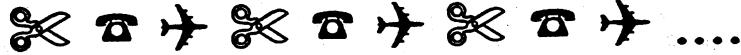


★★★★ 1. Look at the pattern.

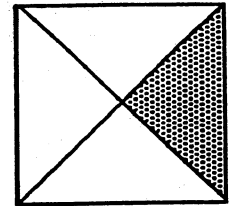


Draw or name the 10th figure in the pattern: \_\_\_\_\_

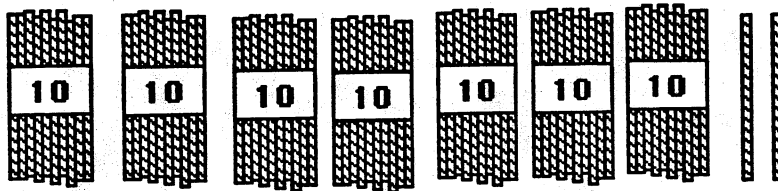
Draw or name the 14th figure in the pattern: \_\_\_\_\_

★★ 2. Circle the name of the shaded part of the square.

- A. one-third      C. three-fourths  
B. one-fourth    D. four-fourths




★ 3. How many straws are shown below? \_\_\_\_\_

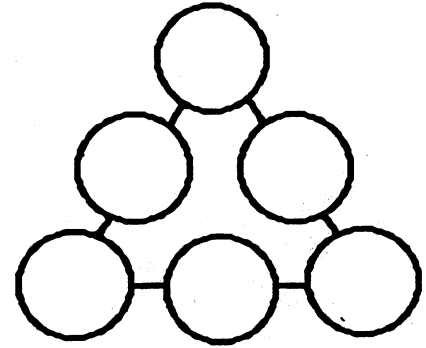


★★ 4. How many different triangles are there in the figure to the right?

Answer: \_\_\_\_\_ triangles



- ★★★ 5. Place the numbers 1, 2, 3, 4, 5, and 6 in the circles so that the sum along each side is 10.




- ★★★ 6. Help the girl get from her spot at the zoo to each of the animals. Tell her how many blocks EAST to go and then how many blocks NORTH.

- To get to  go 1 East and 3 North.

- To get to  go  
 \_\_\_ East and \_\_\_ North.

- To get to  go  
 \_\_\_ East and \_\_\_ North.

- To get to  go  
 \_\_\_ East and \_\_\_ North.



- ★★★★ 7. Alberto gets up at 6:30 a.m. Three hours later he goes to the library. One and a half hours after that he eats lunch. Show the time he eats lunch on both clocks.

